

Consoles

A fine pipe organ is pleasing to the eye as well as the ear. From intricate façade casework to a richly carved console, nothing conveys the organ builder's dedication to quality like fine woodworking.

Creating the ideal console

We help the organ builder create the ideal console for each situation. We offer virtually unlimited freedom of choice in style, finish, key covering, stop control and layout. Our experienced staff will assist in the custom design of the console to suit the customer's needs and specifications, matching or complementing the architecture, style and finish of the environment in which the console is to be installed.

Designing the right console for your needs

Working together, we can create the ideal console for your particular application. Careful use of our Console Check Sheet ensures that every console specification and feature is addressed. From this information, we produce detailed computer assisted design (CAD) layout drawings and even stain and finish samples as required for the builder's review and approval.

Generous performance margins, quality construction

Construction begins as soon as the cabinet and layout details are approved. Our rigorous and exacting designs for cabinets, stop controls and keyboards are engineered to provide generous performance margins. Manual keyboards feature our own expanded sharp spacing, and pedal keyboards are constructed to AGO standards. Both are built in our shop. To ensure a lifetime of trouble-free operation, we use only the finest traditional materials, including solid, well-aged and clear cabinet-grade woods and customer selected Organ Control Systems and electronics. In the hands of our world-class master cabinetmakers, your console cabinet soon begins to take shape. Painstaking attention to fine joinery, matching grains and ingenious artistry yields a console that has unsurpassed strength, performance and beauty, ready for your choice of finish. All components are installed, adjusted and thoroughly tested to guarantee not only functional reliability, but also the delicate and consistent balance and feel for pure quality.

Create your console from ideas on the following pages

The next few pages illustrate some of the various styles, layouts and console appointments we've developed for other organ builders. Your console design is limited only by your imagination.

The following is a checklist of items which may be customized to your needs. Please think of this list as a starting point as all options are not listed. We welcome new and interesting challenges.

- ☐ Console Shell Style
- ☐ Console Case Wood
- ☐ Panels (Plain, Recessed, Carved)
- ☐ Pedalboard Style
- ☐ Flat or Curved Knee Panel
- ☐ Toe Piston Terraces
- ☐ Number and Style of Toe Pistons
- ☐ Synthetic / Wood Sharps (Pedal)
- ☐ Expression Shoes
- ☐ Organ Bench
- ☐ Adjustable Organ Bench
- ☐ Backrest
- ☐ Drawknob Jambs
- ☐ Drawknob Terraces
- ☐ Number and Style of Stopkeys
- ☐ Number and Style of Tilting Tablets
- ☐ Number and Style of Drawknobs
- ☐ Indicator Lights
- ☐ Control System
- ☐ Clock
- ☐ Number of Manual Keyboards
- ☐ Tracker Touch
- ☐ Key Covering
- ☐ Cheek Style
- ☐ Number and Style of Manual Pistons
- ☐ Music Rack
- ☐ Pedal Light
- ☐ OSI Installed Organ Control System
- ☐ Wired out to Spreaders

Organ Supply Consoles are not limited to OSI Components. We gladly install other manufactured components.

Cabinet Wood:

Red Oak, White Oak, Walnut,
Mahogany, Other, Custom Moldings
can be supplied by OSI or Furnished
by customer

Interior Wood:

Red Oak, White Oak,
Walnut, Mahogany, Other

Stop Control

Drawknob,
Tilting Tablet,
or Stopkey

Manual Keyboards:

Synthetic, Satin Synthetic,
Wood, Bone, Ivory, Tracker
Touch, Custom Pistons,
Inclined or Flat

Cabinet Panels:

Plain, Recessed, Carved

Pedalboard:

Synthetic Sharps, Wood
Sharps, Curved Knee
Panel, Flat Knee Panel,
Toe Piston Terraces,
Style #1 or Style #2



Example One



Example Two

Example Three



Example Four



Example Five



Example Six



Example Seven



Example Eight



Music Racks

Music racks are provided in wood veneers on lumber core base or in clear acrylic. Acrylic racks come with or without wood lip. Custom sizes per specifications. Unfinished or finished to sample.

1/2" T x 30" W x 11-3/8" H, 2-1/4" D lip

Wood

- 0005.01 Birch
- 0005.03 Mahogany
- 0005.05 White Oak
- 0005.06 Red Oak
- 0005.08 Walnut

Acrylic

- 0001.01 Birch lip
- 0001.03 Mahogany lip
- 0001.05 Oak lip
- 0001.08 Walnut lip
- 0001.50 Without lip
- 0001.10 Special size



Wood Music Rack Brackets

Attractive, solid wood music rack brackets are constructed with standard 19° tilt. Furnished with hardware for mounting music rack solidly to console top. Unfinished or finished to sample.

6-3/4" H x 5" D x 3/4" T

- 0012.01 Birch
- 0012.02 Cherry
- 0012.03 Mahogany
- 0012.05 White Oak
- 0012.06 Red Oak
- 0012.08 Walnut



Hinged Music Rack Brackets

Versatile hinged music rack brackets allow the music rack to hang down into the console but swing out of the way of the roll top. Brackets mount easily to the console lid with No. 8 x 1-1/2" mounting screws furnished. Unfinished or finished to sample.

5-3/4" H x 6-3/4" D x 1-3/8" W

- 0017.01 Birch
- 0017.02 Cherry
- 0017.03 Mahogany
- 0017.05 White Oak
- 0017.06 Red Oak
- 0017.08 Walnut



Music Rack Hinge

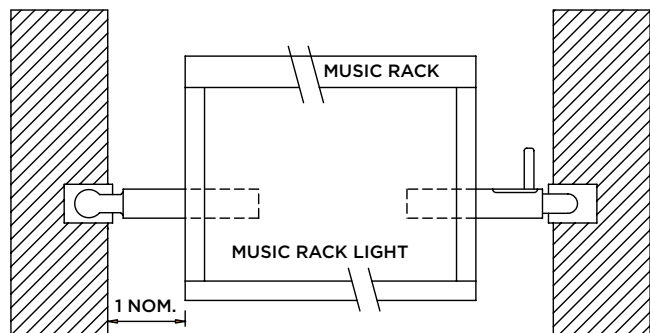
- 0015.00 These sturdily constructed, electroplated steel brackets mount on the console nameboard and hold the music rack at a standard 19° angle. Special pivot detent holds music rack solidly in the upright position. Lifting up on music rack allows rack to tilt down over keys. Supplied with four 1/2" Ø x 3/8" L "T" nuts and four 8-32 x 1/2" RHMS for mounting hinges to music rack. Use No. 8 RHWS for mounting.

3-5/16" H x 2-7/8" D x 9/16" W (open)



Music Rack Hinge Pin

- 0020.00 Music rack hinge pins are designed for standard drawknob consoles. The electroplated pins are inserted in the ends of the music rack light and mate with female sockets mounted on the drawknob terrace returns. One pin is retractable for easy removal of music rack. Pins are 3/8" Ø and mounting sockets are 1/2" Ø.



Music Rack Light

Wood-trimmed music rack light uses a single 13 W fluorescent tube to illuminate the music through clear pebble acrylic. Nameboard stop controls are also illuminated through translucent acrylic coverings. "Hold/Start" switch is located on the bottom right side. Supplied with 24" cord to the 120 VAC ballast, with 60" cord to light. Replaces rack shelf. May be attached to music rack with 0070.00 brass hinge. Lights can be provided with or without on/off switch for custom applications. Unfinished or finished to sample. Custom lengths available from 26" to 40" L.

1-1/8" T x 2-3/4" D x 28" L Shipping Weight: 10 lbs.

- 0051.01 Birch
- 0051.02 Cherry
- 0051.03 Mahogany
- 0051.05 White Oak
- 0051.06 Red Oak
- 0051.08 Walnut


Custom Length

- 0051.21 Birch
- 0051.22 Cherry
- 0051.23 Mahogany
- 0051.25 White Oak
- 0051.26 Red Oak
- 0051.28 Walnut



Music Rack Light Harness

- 0051.51 The music rack light harness comes complete with two bulb sockets wired to "Hold/Start" switch. Order 0051.57 ballast and 0060.00 bulb separately.



Music Rack Light Ballast

- 0051.57 Music rack light ballast can be used for new installations or OEM replacement. 120 VAC ballast is designed for use with 0060.00 F13T5/CW fluorescent bulb and 0051.51 music rack light harness. 60" lead to light, 24" cord set.

1-7/8" W x 6-1/2" L O.A. x 1-1/2" H



Pedal Light

- 0055.00** Polished brass-plated fixture is complete with 25 W incandescent bulb, 96" cord set and switch. Easy to install.



Music Rack Light Bulb

- 0060.00** Replacement F-13T5/CW fluorescent bulb is used with 0051.00 music rack light and 0051.51 music rack light harness.

19-1/2" Bulb

Music Rack Light Hinge (Brass)

- 0070.00** Brass continuous hinge is used to mount music rack light to music rack. Furnished with No. 4 x 1/2" FH brass wood screws.

1-1/16" W x 28" L

Nameboards & Drawknob Terraces

0905.00

Attractive nameboards and drawknob terraces for new or replacement work can be custom-built in a variety of first quality wood veneers on lumber core base, finished or unfinished. Divisional nameplates, drawknobs, stop keys or tilting tablets can be engraved and installed, and indicator lights mounted to your specifications. Purchase just the basic wood components or complete, ready-to-install units, wired to spreaders, junctions, or solid-state combination actions.



Engraving

0090.00

Distinctive engraving provides the perfect final touch for your organ console. Both new and replacement engraved marker plates, drawknobs, stop keys, tilting tablets, builder's plates, or special plaques furnished per your instructions and samples. Available in solid white, ivory, or black and in a variety of colors in plastic, wood, or composite materials. Block engraving is standard, other fonts and special engraving are available per sample or instructions. Square or chamfered edges provided, mounting holes with pins available. Standard or special sizes per specification.

STANDARD BLOCK
(Gothic)

ROMAN
(TRIPLE LINE)

GERMAN BLOCK
(Gothic)

Old English
Style 1 - *TH*

Standard Script

Old English
Style 2 - *SL*

Modern Cursive

Stop Keys

Basic stop keys are available blank or engraved. Block engraving is standard. Send samples or instructions to specify other type fonts. Other stop key styles can be provided to match samples and engraving. **3-3/4" L**

	Style	Width	Colors
0094.00	No. 4 Blank	23/32"	White, Ivory, Black, Red, Gray,
0094.01	No. 4 Engraved		Yellow, Green, Orange, Blue, Red
0095.00	No. 5 Blank	13/16"	White, Ivory, Black
0095.01	No. 5 Engraved		



The following stop keys can also be cut to custom lengths, drilled per instructions for special or stop action magnet mounting. Specify type of stop action magnets.

0096.10	No. 20 Blank	13/16" x 3-3/8"	White, Ivory, Black
0096.20	No. 20 Engraved		
0096.11	No. 22 Blank	13/16" x 3-11/16"	White, Ivory, Black
0096.21	No. 22 Engraved		
0096.13	No. 23 Blank	13/16" x 3-13/16"	White, Ivory, Black
0096.23	No. 23 Engraved		



No. 20
(Chamfered Edge)



No. 22



No. 23

Mounting Hardware

0096.41	Round head machine screw 4-40 x 5/16"
0096.42	Truss head machine screw 6-32 x 5/16"
0096.43	External lock washer No. 6

Tilting Tablets

Several styles of tilting tablets are available blank or engraved. Block engraving is standard. Send samples or instructions to specify other type fonts. Other tilting tablet widths and styles can be provided to match samples and engraving.

Style No.	Description	Colors
0098.01	1 Rounded end, 3/4" x 2", blank	White, Ivory, Black
0098.11	1 Rounded end, 3/4" x 2", engraved	
0098.21	1 Rounded end, 5/8" x 2" blank	
0098.31	1 Rounded end, 5/8" x 2" engraved	White, Ivory, Black
0098.02	2 Rectangular, 3/4" x 2", blank	
0098.12	2 Rectangular, 3/4" x 2", engraved	
0098.22	2 Rectangular, 5/8" x 2", blank	White, Ivory, Black
0098.32	2 Rectangular, 5/8" x 2", engraved	
0098.03	3 Rounded corners, 3/4" x 2-3/8", blank	
0098.13	3 Rounded corners, 3/4" x 2-3/8", engraved	White, Ivory, Black
0098.23	3 Rounded corners, 5/8" x 2", blank	
0098.33	3 Rounded corners, 5/8" x 2", engraved	
0098.04	4 Raised ends, 13/16" x 2-3/8", blank	White, Ivory, Black
0098.14	4 Raised ends, 13/16" x 2-3/8", engraved	
0098.24	4 Raised ends, 5/8" x 2-3/8", blank	
0098.34	4 Raised ends, 5/8" x 2-3/8", engraved	



#1



#2



#3



#4

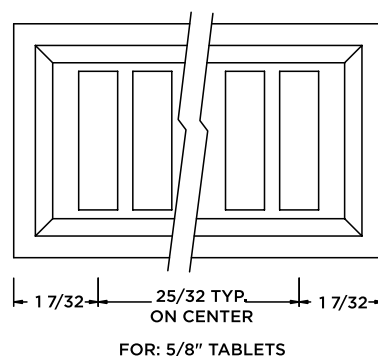
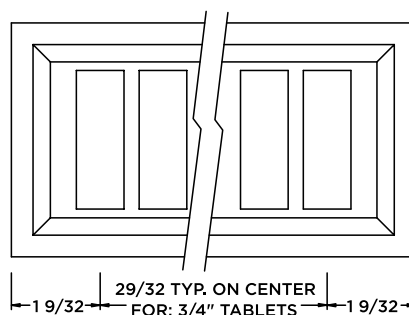
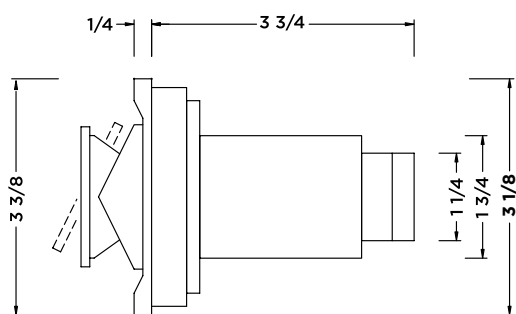
Tilting Tablet Magnet Assembly

Designed using contemporary magnetic attraction/repulsion technology for standard 3/4" or 5/8" wide tilting tablets. Four standard face styles are available: rectangular, with rounded ends, with rounded corners, and with raised ends. Tablets provided in white, ivory, or black; in synthetic, wood, or composite materials. Block engraving standard. Other engraving styles available. Provided with on/off coils. Units include headers with plugs. Specify face style, color, and positive or negative magnet ground. Operating voltage of 9-16 VDC. Nominal coil resistance of 29 ohms. Switching via Hall Effect triggered, opto-isolated device capable of switching up to 2 amps. Magnetically shielded. Adjustable tactile toggle resistance.

Frame 3-3/8" H O.D., 3-1/8" H I.D.

Overall Length can be calculated from the drawings below and right.

- 0100.00 Manual Operation
- 0101.00 Electric Operation



Stop Key Bracket**0140.00**

For No. 4 or 5 stop key.
Minimum spacing 15/16".

**Stop Key Arms**

Material	L	W/Dia.	T	Thread	L
----------	---	--------	---	--------	---

0141.01

Brass	1-3/4"	3/8"	1/8"	7/16"	
-------	--------	------	------	-------	--

**0141.02**

Phosphor Bronze	3"	.115"	-	9/16"	
--------------------	----	-------	---	-------	--

**Stop Key Spring****0142.00**

Electroplated steel. Used with Style
No. 4 or 5 stop key and 0143.07 or .09
stop key screw. 1/2" W

**Stop Key Screws**

Material	Length
----------	--------

0143.07

Brass 1"

0143.09

Brass 1-1/4"

**Indicator Lights**

This integrated lamp and lens unit is
available in many colors. It is furnished
with quick disconnect pin base
connector and mounting grommet.
Can be mounted from front or back of
nameboard. 18 V, 40 MA. Requires
9/32" Ø mounting hole. Lens projects
1/4". O.A. length with connector 1-7/16".

0150.01 Amber**0150.02** Blue**0150.03** Green**0150.04** Red**0150.05** White**0150.06** Yellow**0150.61** Connector Only**0150.62** Grommet Only**LED Indicator Light**

Cartridge-type LED (Light Emitting
Diode) assembly, with lead wires.
Units have uniform brightness and
good light distribution (wide visibility
angle). Easy to install. Fully compatible
with other miniature indicator lights.
Replacement for Reisner No. 25 Indicator
Light. Requires 9/32" Ø mounting hole.
Lens projects 1/4". Body 1-3/16", leads
4-3/4".

0155.03 Green**0155.04** Red**0155.06** Yellow

Indicator Jewel

Brass bezel with glass jewel.
Requires 5/16" Ø mounting hole.
Lens projects 3/16".

0160.04 Red
0160.05 White



Lamp Socket

0161.00 Miniature screw base for 0162.00 bulb.



Console Light Bulbs

	Voltage	Size	Socket
0162.00	18 volt	7/16" Ø, 7/8" L	0161.00

Miniature
base



0163.00	13.5 volt	11/16" Ø, 1-3/8" L	N/A
----------------	-----------	--------------------	-----

Bayonet
base



0164.00	18 volt	1/4" Ø, 1-5/8" L	N/A
----------------	---------	------------------	-----



Telephone base

Toggle Switch

0170.00 Engraved with "ON/OFF", rated 1/2 ampere.


Face 7/8" W x 1-7/16" L
Panel cutout 5/8" W x 1-3/16" L x 1" D



Slide Switch

0175.00 Single pole, double throw rated at 1/2 ampere, black toggle. For recorder board combination actions and other A/B switching applications.

1-11/32" L x 9/16" W x 1" D O.A.



Push Button

0180.00 Handsome brass momentary push button for organ console signaling. Brass 5/8" Ø mounting hole, two screw terminals.

3/4" Ø O.D.




Manual Piston Units

PB1 Manual Piston is mounted in a clear anodized aluminum shell with long shank that extends through the front key rail. Mounts in key slip. Use with separate contacts 0181.03. White, Black or Red piston heads (9/16" dia.) are furnished blank or engraved. Requires 11/16" Ø mounting hole. Shank 3/32" x 3/32" x 2-11/16" L.

- 0181.01** PB1 Piston, AL shell w/contact rod, blank



- 0181.02** PB1 Piston, AL shell w/contact rod, engraved



- 0181.03** Contact assembly for PB1



2 Contact



3 Contact



PB6 Manual Piston Units

PB6 Manual Piston integrates silver contacts with excellent "wipe" in a self-contained unit. The Delrin bearing surfaces and internal spring provide a positive feel. External contacts accessible for inspection and adjustment without dismantling unit. Clear or black anodized aluminum shell mounts in key slip. Two or three contacts available. Slip-on protective cover for contacts furnished. White, black or red piston heads (9/16" Ø) are furnished blank or engraved. Requires 11/16" mounting hole, 1-1/4" D from face of mounting surface. 1-3/8" D with dust cover.

Piston No.	Shell	Contacts	Engraving	
0186.01	PB6 Piston	AL	2	Blank
0186.02	PB6 Piston	AL	2	Engraved
0186.11	PB6-A Piston	Black	2	Blank
0186.12	PB6-A Piston	Black	2	Engraved
0187.01	PB7 Piston	AL	3	Blank
0187.02	PB7 Piston	AL	3	Engraved
0187.11	PB7-A Piston	Black	3	Blank
0187.12	PB7-A Piston	Black	3	Engraved

Console Clock - Program Timer

Digital display of hours and minutes. Built in timer for programs up to one hour in minutes and seconds. Time of day retention without batteries. Mounting template provided

Front Panel: 3" W x 1.75" H x 2" D x 0.062" Thick
Console Cutout Size: 2.625" W x 1.375" H
Input Voltage: 105 - 128 VAC, 60 hz

- 0195.00** Console Clock with OSI Logo
0195.01 Console Clock without OSI Logo

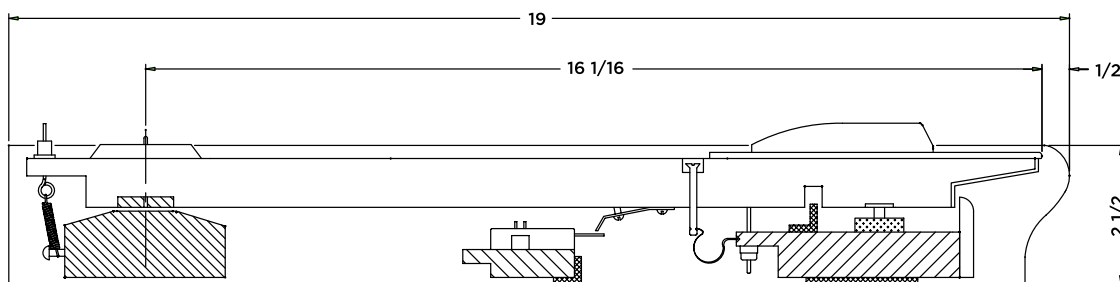


KEYBOARDS

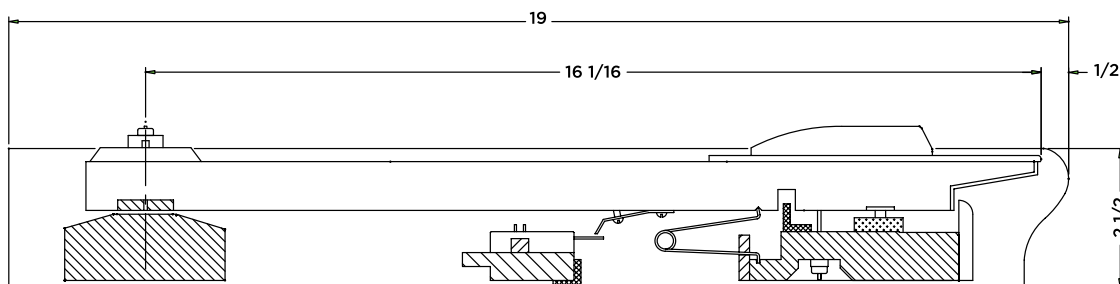
Organ Supply Industries is the only supplier of American-made laminated wood-based manual keyboards. These superior quality keyboards provide maximum stability and quality "feel." The basswood laminated key construction provides twist- and warp-free keyboards. The relaxed sharp key spacing offers a more comfortable playing surface. (165.20 mm center to center.) Hardwood frames with adjustable front "bat" pins, fully bushed bearing surfaces, and 16" long key with a rear fulcrum construction round out the standard keyboards. These are real wood keyboards designed for our American climate.

Standard keyboard options include wood, or bone coverings, front compass spring suspension, toggle or magnetic tracker touch. Available unmounted, without hardware, or fully mounted with cheeks, slips, pistons, and contact rails, ready to install.

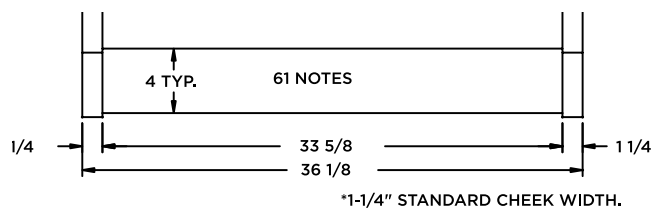
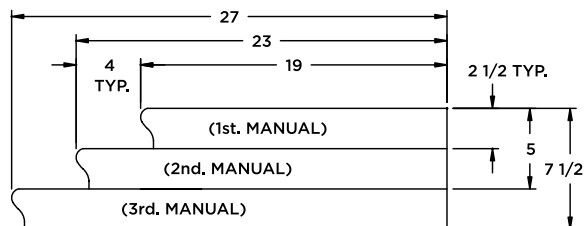
Custom keyboards can be machined and drilled to your drawings. Options include note compass, electric or mechanical operation, and center or rear fulcrum, with key coverings to your specifications.



Rear Spring with Tracker Touch



Front Compass Spring



*1-1/4" STANDARD CHEEK WIDTH.

Manual Keys, Unmounted

0200.00 Unmounted 61 note manual keys on maple frame, furnished with synthetic coverings. Specify rear or front springing. Order hardware and felts separately. 16" front to fulcrum pin, 18-1/4" overall front to back.



Parts For Unmounted Keyboards

	Description	Qty per 61 note Keyboard
0200.66	Up Stop Screw	61
0200.75	Keyboard Stiffener	1
0220.04	Manual Contact Block, 4-wire	61
0230.00	Manual Contact Rail	1
0240.02	Manual Contact Plate, Silver	61
6110.01	Hammer Rail Felt	1
6130.06	Felt Washer	61
6130.07	Felt Washer for Up Stop Screw	122
Back Sprung Keyboards Add		
6130.01	Felt Washer	61
6422.04	Plastic Hex Nut	61
7250.01	Manual key Spring	61
7410.08	1-1/8" Brass Eye Wire	61
7506.05	#6 x 3/4" RHWS	61
Front Sprung Keyboards Add		
7200.01	Compass Spring	61
Tracker Touch (rear spring only) Add		
0200.52	Tracker Touch Plate	1
0205.00	Tracker Touch Spring	61
0206.00	Tracker Touch Adjusting Screw	61

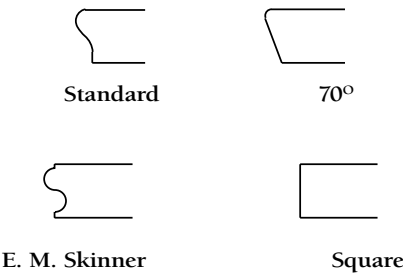


Manual Keys, Mounted

0200.01 Mounted with hardwood key cheeks of your choice, key slips, and top rail. Synthetic key coverings. Equipped with adjustable tension springs, adjustable up stop, front and balance rail felts, hinged at rear for service. Oak guides and hardwood bottom slides included. Contact rails with 4 to 10 wire contacts and, separate silver-tipped contact plates installed. Complete, ready to attach cables.

Additional services include finishing to sample, engraving and installing combination pistons with two or three contacts, and installing and regulating toggle or magnetic tracker touch. Satin synthetic, exotic wood, Ivory and bone coverings are available, as are special key cheek shapes.

Popular Cheek Styles



Custom Manual Keyboard

0204.00 Manual keyboards are built to customer drawings and specifications with OSI's modified note spacing. 165.20 mm c to c

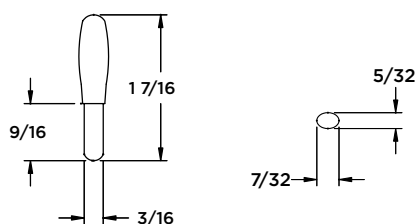


Manual Keyboard Recovering

- 0201.00** As a manufacturer of new manual keyboards, we have the talent and equipment to rework and restore existing keyboards. Manual keyboards in good condition can be cleaned and buffed, or recovered with off-white or crème synthetic, bone or hardwood naturals with synthetic or hardwood sharps. Keys can also be rebushed at the same time. New pistons can be added or installed and contact systems can be upgraded.

Manual Key Pins

- 0200.60** Bat pin, front rail.



- 0200.61** Balance rail pin, rear. .1445" Ø x 2"



Key Coverings

Off-white or crème synthetic manual key coverings for natural keys are in one piece octaves, ready to be cut apart, .090" thick. Individual black sharps are available polished or dull.

- 0215.00** Manual natural key octave covering
0215.01 Manual natural key covering, note No. 61
0215.10 Manual natural key covering, octave creme
0215.11 Manual natural key covering, note No. 61-crème
0216.01 Manual sharp, polished synthetic, 3-1/4"
0216.02 Manual sharp, dull synthetic, 3-1/4"
0217.01 Manual sharp, polished synthetic, 3-1/2"
0217.02 Manual sharp, dull synthetic, 3-1/2"



Tracker Touch Spring

- 0205.00** Omega or "C" spring used on manual keyboards for "kick-over" or "tracker" touch. Spring is most effective when compressed to 3/4". Use with 0206.00 tracker touch screw. 3/8" W



Tracker Touch Screw

- 0206.00** Brass FHMS used to adjust tension on 0205.00 tracker touch spring.

8-32 x 1-1/2"



Tracker Touch Plate

- 0208.00** Zinc-plated steel, with 2 holes for No. 3 screws. Used with 0209.00 tracker touch bar.

1/16" T x 3/8" W x 2-1/2" L



Magnetic Tracker Touch Bar

- 0209.00** Permanent magnet supported in "U" channel. Used with 0208.00 tracker touch plate. Order bushing cloth bumper material separately.

35-1/4" L x 3/4" W x 3/8" H

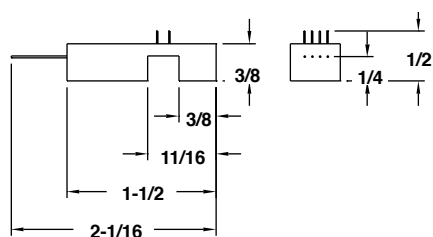


Manual Contact Blocks

Individual contact blocks with .0142" (27 ga.) silver wire. For new or replacement work. Wood block 1-1/2" L x 1/2" W x 3/8" H. Wires add 9/16" to length, 1/8" to height.

No. Wires

0220.04	4
0220.06	6
0220.08	8
0220.10	10
0220.20	Custom manual contact blocks



Manual Contact Rails

- 0230.00** Straight grained poplar with 1/2" x 1/2" steel angle iron installed. Built-in wiring guide provided. Installed under or at rear of manual keys. Blocks supplied separately. Contact blocks must be centered and glued for each individual keyboard.

36-1/2" L x 2" D x 7/8" H including spline.



- 0230.52** Spline only. 5/16" W x 1/4" H x 36-1/2" L
- 0200.75** Contact rail & keyboard stiffener. 1/8" x 1/2" x 1/2" x 32" angle iron.

Manual Contact Plate

Phosphor bronze, plain or with silver tip. Two screw holes for No. 4 x 5/8" and No. 4 x 3/4" RHWS.

1-1/2" L O.A. x 1/2" W at contact.

- 0240.01** Plain
- 0240.02** Silver tip



Manual Key Springs

	O.A. Length	Other
7200.01 Compass	1-7/8"	.040" wire
7250.01 Coil	13/16"	5/16" Ø, .030" wire
0210.00 WurliTzer™	3-1/4"	3/8" x .035" 2nd touch
7503.02	Slotted RHWS For Mounting #3 x 3/8"	



Up Stop Screw

- 0200.66** The Up Stop Screw takes the place of a threaded wire and leather nut to limit the upward travel at the front of the manual key. The washer allen head screw is easily adjusted with an allen driver. Drill No. 57 hole.

.076 Ø x 1-1/2" L



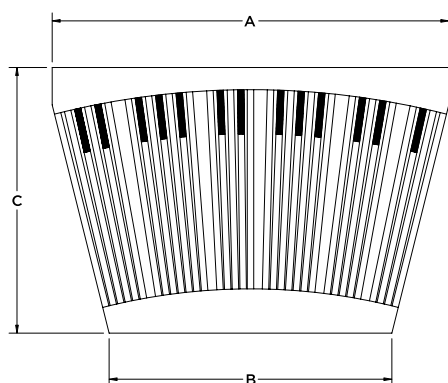
PEDALBOARDS

Pedalboards, built to AGO specifications, are provided in 30 and 32 note compass and in two frame styles. Standard Style No. 1 frame side rails are perpendicular to floor. Style No. 2 frame side rails are slanted and follow concave radius of keys. Pedalboards are constructed for hard usage and stability, with specially formed and veneered gumwood ply curve front top rail and hammer rail. Key bodies are constructed of straight grained white oak. Keys are guided by a 3/16" rod running through a felt bushed slot in the key front. Easily adjusted flat bent carbon steel tension springs are fastened to solid oak heel rail. Natural key caps are plain sawn select hard maple, finished with durable clear epoxy lacquer. Standard sharps are tough, molded phenolic. Style No. 1, 32 notes stock; Style No. 2 and 30 note compass provided to order.

	Style		Style	Wood	No. Notes
0301.11	1	0301.12	2	Birch	32
0303.11	1	0303.12	2	Mahogany	32
0305.11	1	0305.12	2	White Oak	32
0306.11	1	0306.12	2	Red Oak	32
0308.11	1	0308.12	2	Walnut	32
0301.01	1	0301.02	2	Birch	30
0303.01	1	0303.02	2	Mahogany	30
0305.01	1	0305.02	2	White Oak	30
0306.01	1	0306.02	2	Red Oak	30
0308.01	1	0308.02	2	Walnut	30

Additional services include finishing to sample, mounting contact bar (4 to 14 wires) with silver-tipped contact plates, mounting toe pistons with nameplates, installing wood ebony-capped sharps, theatre organ style 2nd touch and extended toe rail for Skinner and WurliTzer™ swell shoe mounting. Contact plates with pigtails, solid front key extensions for tracker work and special wood natural key caps are also available.

Shipping Weight: 135 lbs.



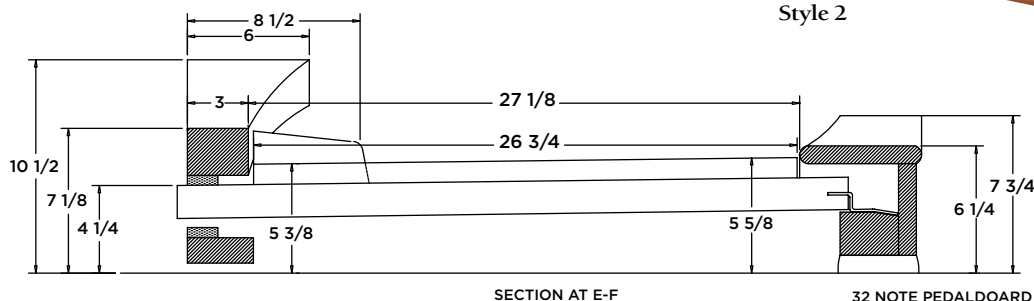
	A	B	C
30 Note Style No. 1	52-1/4"	35"	36"
32 Note Style No. 1	53-3/4"	36-3/4"	36"
30 Note Style No. 2	54"	36-3/4"	36"
32 Note Style No. 2	56-1/2"	39"	36"



Style 1



Style 2



SECTION AT E-F

32 NOTE PEDALBOARD



ORGAN
SUPPLY
INDUSTRIES

800/458-0289 www.organsupply.com

© 2006

Pedal Key 2nd Touch

0301.20 Second touch is available installed on new pedal keyboards or can be retrofitted on existing OSI and Wurlitzer™ pedal keyboards. Mechanism provides consistent, quiet and firm stop and smooth, positive tactile feedback beyond the engagement point.

Pedal Key Guide Wire

0301.53 This sturdy guide wire, in the shape of a staple, guides the front end of the pedal key.

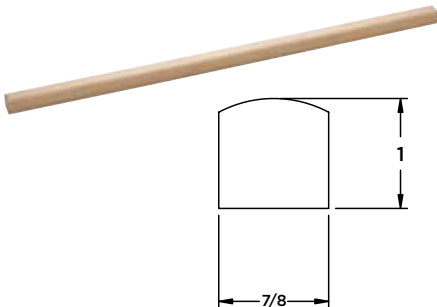
3/16" Ø x 4-3/4" L, legs 1-5/8" L



Pedal Keyboard Natural

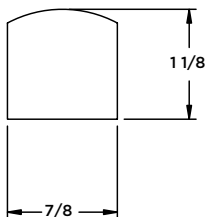
0310.00 Clear hard maple naturals are finished in a clear epoxy lacquer. Available cut to shorter lengths. Other woods to order.

7/8" W x 1" H x 26-3/4" L



0310.65 MP Möller Naturals

7/8" W x 1-1/8" H x 25-3/4" L



Pedal Sharps

Available in black molded phenolic or wood. Measurements are at rear high point. Molded sharps tapped 10-32 x 3/4". Mounting hardware available for molded sharps.

13/16" W x 5-1/2" L at base.

Material	Highest Point
0315.01 Phenolic	2-5/8"
0315.02 Phenolic	3"



0319.00 Mounting hardware for molded pedal sharp includes machine screw, No. 10-12-14 Screw Tension Spring, and two 1/2" x 1/4" I.D. steel washers. 10-32 x 2-3/4" RH machine screws furnished. 2" to 2-1/2" lengths must be specified.

0313.01 Ebony capped	2-5/8"
0316.01 Teak	2-5/8"
0317.01 Rosewood	2-5/8"
0318.01 Walnut	2-5/8"



Solid wood replacement sharps for M. P. Möller pedalboards.

13/16" W x 6-7/8" L at base.

0313.11 Ebony capped	2-3/4"
0318.11 Walnut	2-3/4"



Pedal Key Bushing

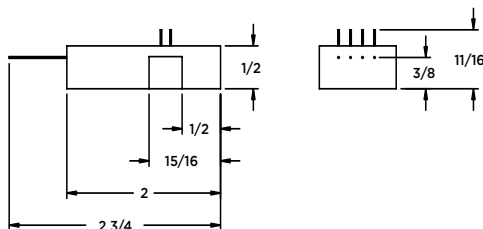
- 0301.51** Pre-cut bushing cloth for replacement of front guide pin bushing. 32 pcs. per set. 1-3/8" x 3-3/8" each.

Pedal Contact Block

Individual contact blocks with .0201" (24 ga.) silver wires. Use in new or replacement work. Wood block 2" L x 1" W x 1/2" H. Wires add 3/4" to length, 3/16" to height.

No. Wires

- | | |
|----------------|-----------------------------|
| 0320.04 | 4 |
| 0320.06 | 6 |
| 0320.08 | 8 |
| 0320.10 | 10 |
| 0320.12 | 12 |
| 0320.14 | 14 |
| 0320.20 | Special pedal contact block |



Pedal Contact Rail

- 0330.00** Laminated gumwood plycurve furnished with cable guide, dust cover with screws, and mounting cleats, finished black. Must be cut to length and fit to individual pedal keyboard. Custom bars per drawings.

3-1/4" W x 1-1/8" T

Pedal Contact Plate

Phosphor bronze, plain or with silver tip. Two screw holes for No. 4 x 5/8" and No. 4 x 3/4" RHWS.

2-1/2" L O.A. x 31/32" W at contact.

- 0340.01** Plain
0340.02 Silver tip



Pedal Keyboard Springs

Flat tension springs are carbon steel, coil springs are steel.

Size	Description
Flat	4" L x 7/8" W x 1/8" T

0350.01



- 0350.02** Flat bent 4-7/16" L x 7/8" W x 1/8" T



- 0351.00** Coil 1-7/8" L x 1/2" O.D., .040" wire



- 0350.05** Wire 12-5/8" L x .1286" Ø wire (Not Shown)

Pedal Hammer Rail Felt

- 6111.00** Select gray felt for up and down stops at toe end of pedal keyboard thumper bars.

54" L x 1-1/2" W x 1/2" T

Pedal Toe Piston

Toe pistons are of rugged die-cast construction. Polished, chrome-finished heads are available on polished chrome or black crinkle base. Designed for installation on horizontal or vertical surfaces. Ribbon silver contacts with gold-plated shorting washer. Furnished with No. 4 x 3/4" plated mounting screws.

1-3/4" W x 1-7/8" D x 2-1/16" H

	Contacts	Finish
0400.02	2	Polished
0400.03	3	Polished
0400.12	2	Polished head, black crinkle base
0400.13	3	Polished head, black crinkle base
0400.05	Oval head, chrome plated wood screw. No. 4 x 3/4"	

REISNER Pedal Toe Piston

Die-cast toe piston base is finished crinkle black with brushed aluminum or satin brass head. One-piece head with machined steel shaft terminates in a gold-plated shorting washer. Ribbon silver contacts with gold-plated shorting bar. Designed for vertical or horizontal mounting. Mounting holes provided for No. 4 mounting screws.

1-3/4" W x 1-3/4" D x 2-3/8" H

	Contacts	Head
0401.02	2	Brushed aluminum
0401.03	3	Brushed aluminum
0402.02	2	Satin brass
0402.03	3	Satin brass



Expression Shoe

For swell and crescendo. Hinged, mounted on base board for ease of installation, complete with "on/off" bumper blocks. Black horizontal rubber covering, black vinyl bindings. Crescendo shoe raised 1/4". Use with 0411.00 swell shoe connecting rod and 0420.00 swell roller. Brake is built into swell roller.

3-7/8" W x 11-1/8" H

- 0410.01** Swell only
- 0410.02** Swell & crescendo
- 0410.03** 2 Swell & crescendo
- 0410.04** 3 Swell & crescendo
- 0410.05** Special layout
- 0410.60** Replacement treads black, horizontal ribs.

1/8" T x 4" W x 11-1/4" H



Swell/Crescendo Roller

For swell and crescendo. 22 ga. sterling silver fingers and phosphor bronze wiper. Complete with operating arm, friction brake, cable strip, and separate feed. Mained through axle. Use with 0410.00 swell shoe and 0411.00 swell shoe connecting rod.

4-1/2" H x 3" D

	No. Contacts	O.A. Length
0420.06	6	4-7/16"
0420.08	8	4-13/16"
0420.10	10	5-3/16"
0420.12	12	5-9/16"
0420.16	16	6-5/16"
0420.20	20	7-1/16"
0420.30	30	8-15/16"
0420.40	40	10-13/16"
0420.50	50	12-11/16"
0420.75	75	17-3/8"



Swell Shoe Connecting Rod

- 0411.00** Designed to connect swell pedal to contact roller. Adjustable from 14-1/2" to 16-1/2". Easily cut to shorter length.



Servo Shoe Potentiometer and Linkage

- 3411.00** 1k OHM Linear Potentiometer mounted on aluminum angle brackets for solid state swell expression or crescendo. 11 Gauge phosphor bronze connecting rod and shoe attachment plate included.



Reisner Expression Shoe

Sturdily constructed, easy-to-install swell shoes have tension adjusting screw front-mounted for ease of maintenance. Rugged axle assembly mounts to back of knee panel with four No. 8 x 3/4" screws. Tilting wood extension arm can be mounted and adjusted as required for roller spacing. Plated connecting arm and lug furnished with unit. Brown vertical rubber covered with brushed aluminum bindings. Crescendo shoe raised 1/4". Use with 0421.00 Reisner swell roller.

4-1/4" W x 12-1/8" H

- 0415.01 Swell only
- 0415.02 Swell & crescendo
- 0415.03 2 Swell & crescendo
- 0415.04 3 Swell & crescendo
- 0415.05 Special layout
- 0415.60 Replacement treads, brown, vertical ribs.

1/8" T x 4-3/8" W x 12-1/8" H



Reisner Swell/Crescendo Roller

For swell and crescendo. 22 ga. sterling silver fingers. Phosphor bronze wiper maintained directly through phosphor bronze ribbon. Complete with operating arm, built-in "on/off" stops, and cable strip. Brake is built into 0415.00 Reisner swell shoe. Custom-built units available. Use No. 8 x 1-1/4" mounting screws.

6-1/2" H x 3" D

No. Contacts	O.A. Length
0421.08	8 7-3/16"
0421.16	16 8-1/4"
0421.20	20 8-3/8"
0421.30	30 10-7/8"
0421.40	40 13-3/8"
0421.50	50 16"
0421.99	Special Reisner swell roller.

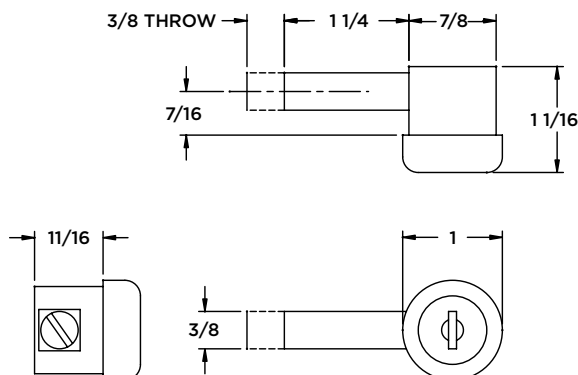


Console Lock

0440.00 Pillar lock, solid brass, common keying, two keys furnished. Extra keys available. Requires 7/8" Ø x 3/4" D mounting hole.



0440.01 Console lock key



Organ Bench

Stylish and rugged organ benches come complete with built-in music compartment and foot rest. Legs can be customized with moldings or inserts to match existing consoles. 0520.00 backrest can also be installed. Custom benches available with hinged top and special height. Unfinished or finished to sample.

26-1/2" H, bench top 14" D x 49-1/2" L, 45" between feet. 9-3/8" floor to bottom of heel rest. Shipping Weight: **78 lbs.**



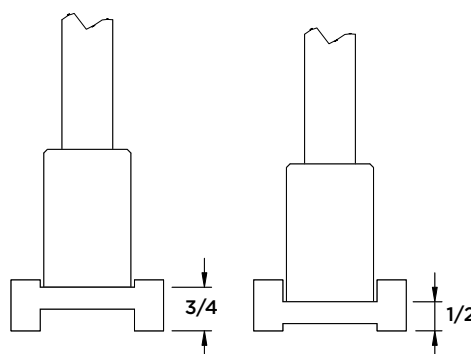
0500.01 Birch
0500.02 Cherry
0500.03 Mahogany
0500.05 White Oak
0500.06 Red Oak
0500.08 Walnut

Bench Adjusting Blocks

Reversible bench blocks fit securely on the feet of the standard OSI organ bench, raising the bench 1/2" or 3/4". They can be unfinished, finished to match the bench or provided in neutral finishes. Special sizes are also available in your choice of wood and two heights.

2-5/8" W x 13-7/8" L O.D.

0500.21 Birch
0500.22 Cherry
0500.23 Mahogany
0500.25 White Oak
0500.26 Red Oak
0500.28 Walnut
0500.99 Special Size



Adjustable Organ Bench

The benchtop on these adjustable benches can be raised 2" higher than standard height, or dropped 1" lower. Includes foot rest, but no music compartment. Optional backrest 0520.00 can be installed. Legs can be customized with moldings or inserts to match existing consoles. Crank extends 4-1/4". Unfinished or finished to sample. Special heights available.

Adjusts 25-1/2" to 28-1/2" H, bench top 14" D x 49-1/2" L, 45" between legs.
9-3/8" floor to bottom of heel rest.

Shipping Weight: 85 lbs.



- 0510.01 Birch
- 0510.02 Cherry
- 0510.03 Mahogany
- 0510.05 White Oak
- 0510.06 Red Oak
- 0510.08 Walnut

Adjustable Bench Accessories

- 0510.90 Height Indicator Kit
- 0510.11 Folding Handle, Round
- 0510.12 Folding Handle, Standard
- 0510.51 Non-Folding Handle, Standard



Adjustable Bench Mechanism

- 0515.00 Mechanism only for the adjustable bench. Includes all parts, including handle, screw, and bench top mounting blocks. Mechanism is 9-1/8" O.A. front to back and 45" between the legs.

Motorized Adjustable Organ Bench

Motorized adjustable organ bench adjusts from 1" below to 2" above standard bench height of 26-1/2". Bench is powered by strong yet quiet gear-head motor and a "V" belt drive mechanism. Momentary switch installed in right leg. Installation is simple - just plug the 8 ft. power cord into the nearest 120 VAC receptacle. Special optional backrest is available to mount below skirt. Legs and skirt can be customized with moldings or inserts to match existing consoles. Unfinished or finished to sample. Special heights available.

Adjusts **25-1/2" to 28-1/2" H**,
bench top **16" D x 51-3/4" L**, **45"** between feet.
9-3/8" floor to bottom of heel rest.
Shipping Weight: **190 lbs.**

- 0512.01** Birch
- 0512.02** Cherry
- 0512.03** Mahogany
- 0512.05** White Oak
- 0512.06** Red Oak
- 0512.08** Walnut



Backrest

Backrest designed for standard or manual and motorized adjustable benches. Adds 5" to depth, 15-1/4" to height. Backrest has 4" mounting surface and mounts 1/2" below bottom of bench top on 33" centers. Mounting hardware provided.

- 0520.01** Birch
- 0520.02** Cherry
- 0520.03** Mahogany
- 0520.05** White Oak
- 0520.06** Red Oak
- 0520.08** Walnut

Gate Leg Bench

Elegant Skinner inspired bench with foot rest and music compartment. Foot style can be customized to enhance existing consoles. 0520.00 backrest can be installed. Available as standard height or adjustable, unfinished or finished to sample.

- 0513.01** Birch
- 0513.02** Cherry
- 0513.03** Mahogany
- 0513.04** White Oak
- 0513.05** Red Oak
- 0513.06** Walnut



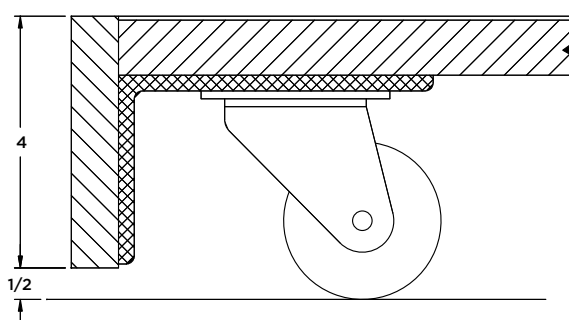
Console Dolly

Make your console easy to reposition with the addition of a custom-designed dolly. Just 4-1/2" high with 1/2" floor clearance, these rugged dollies feature welded steel frames that are engineered for torsional stiffness, which is important to maintaining the structural integrity of the console. Eight heavy-duty ball bearing casters are arranged to permit easy positioning while preventing the platform from "walking" across the floor. The vinyl or red oak surface is banded with solid hardwood, custom-finished to match the console.

- 0902.00** Console Dolly, Vinyl Floor
0902.01 Console Dolly, Hardwood Floor



Dolly wheel mechanism detail.



Deluxe Console Mirror

A fitting addition to any console, this 3-1/4" W x 12-5/8" L mirror surface is housed in a solid wood frame of pre-finished oak or walnut. The mirror tilts up or down. The base is felted to prevent unwanted movement of the assembly and to prevent scratches on the console top.

6-3/4" H x 16-1/2" L x 5-1/2" D O.A.
 Shipping Weight: **8 lbs.**

Finish

- 0916.05** Golden Oak
0916.06 Medium Oak
0916.08 Medium Walnut

